



SL0251

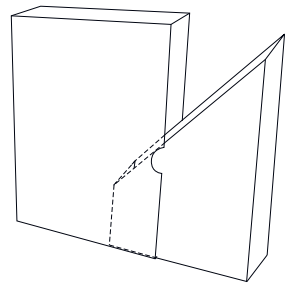


37057


Slipcases & Displays



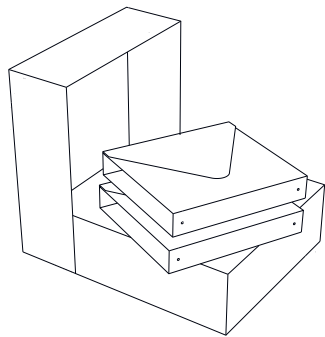
7615




7431 9-3/16" W x 12-1/4" H
2-3/8" Capacity
Super Constructed Paperboard Panels
Telescoping Angle Slipcases



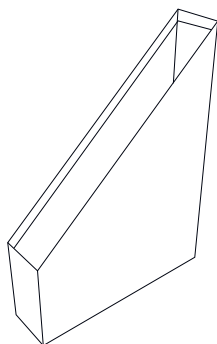
7615 9-1/2" W x 11-1/2" H
2-3/8" Capacity
Super Constructed Panels
Thumb notches



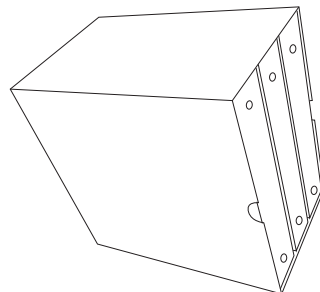
M0146 Custom Turned Edge Telescoping Box
Designed to Hold [2] Three Panel
Turned Edge Binders




0682 8" W x 9-3/8" H
2-1/4" Capacity
Turned Edge or
Corrugated Construction
Thumb notches
*Various Sizes Available



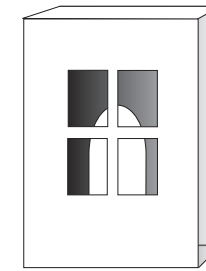
7312 9-3/8" W x 11-7/8" H
3-1/2" Capacity
Paperboard Wrapped Over Corrugated



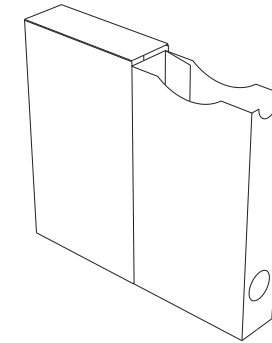
7726 6-1/16" W x 9-1/4" H
9-3/4" Deep
Super Constructed Panels
Holds [3] Turned Edge Binders
Thumb notches




SL0251 10-3/8" W x 12" H, 5" Capacity
Wrapped Chipboard Slipcase With
Over-Lapping Doors, Magnet Closure
Designed to Hold 5 Capacity Folders



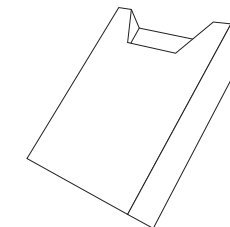
7013 10-5/8" W x 11-7/8" H
2-1/8" Capacity
Super Constructed Panels
Special Die Cuts in Panels
Corrugated U-Pad Included



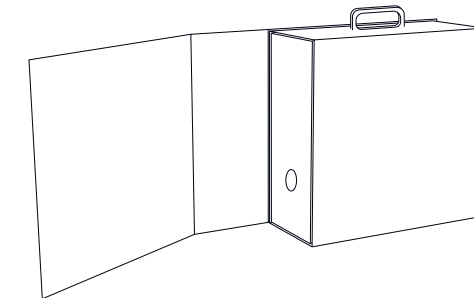
8968 9-1/4" W x 11-1/4" H
2" Capacity
Litho Mounted Corrugated Construction
Metal Finger Pull in Binder Spine



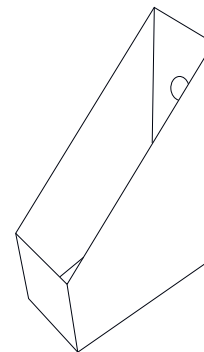
7460 4-7/8" W x 5-5/8" H
3/4" Capacity
Super Constructed Panels
Holds Jewel Case and Booklet



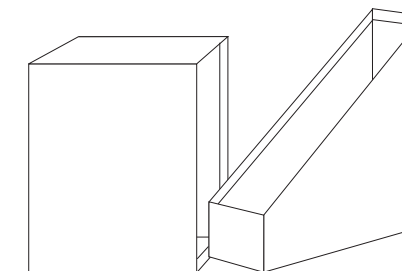
7018 4-7/8" W x 5-5/8" H
3/4" Capacity
Super Constructed Panels
Holds Jewel Case and Booklet



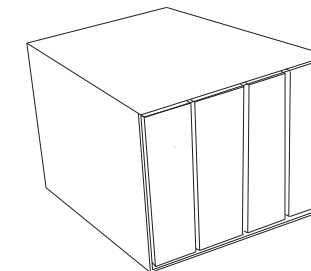
37057 13" W x 14" H x 6-3/4" Capacity
Full Wrap Around Flap with
Concealed Magnet Closure
Plastic Carrying Handle
Designed for Over Sized Binder



0010 10-3/8" W x 12" H
4-1/4" Capacity
Litho Wrapped Corrugated Construction
1-2-3 Bottom
Metal Finger Pull in Spine



7311 9-3/8" W x 11-7/8" H
3-1/2" Capacity
Paperboard Wrapped Over Corrugated
Telescoping Angled Slipcase



CUST Custom Slipcase Designed to
Hold [4] 5-3/4" x 8" Binders
*Customizable Capacity

litho-mounted corrugated | paperboard | turned edge